



MARMARA

STEEL PRODUCTS

www.marmarapaslanmaz.com



ABOUT US

MARMARA PASLANMAZ METAL was founded in 1990 at Zeytinburnu Blacksmiths Site and has begun to operate in the stainless industry. Since it was founded , our company's main field divided into two main groups such as stainless steel drawn tubing and including connectors.

Our company serves Turkish industry proudly with the increase of the sales graph main activity by expanding its range such as stainless steel, bar, flat bar, sheet metal profile and fasteners.

Our company's primary goals are best customer satisfaction and high quality policy. Our company qualities are THIRT PART under management as INSPECTION, BVQ, SGS,TURK LOYD, quality with PED certificates and crowned its service policy.

Our products can be certified by having the 3.1 C and 3,2 test done in the stage of production.

Since our company gives value to customers ,we meet our customers' demands on time with our stocks with flexible stock management constantly strengthened. It is important point that , according to their location and working conditions, stainless steel products should be used in the right place and with diversity.

So that our sales team who is experienced and have technical information of our company are ready to help you about choosing the best suitable material.

CONTENTS

7

Usage Area

11

Pressure Tables

19

Weight Tables

22

Fittings

32

Stainless Filled Products

Certificates



BUREAU
VERITAS



Usage Areas

Paslanmaz Dikişsiz (Kaynak Faktörü "1") Dikişli Borular Stainless Steel Seamless / Welded Pipes



Ana imalat Standartları Main Manufacturing Standards


imalat Standartı Manufacturing Standard	Ürün Kullanım Alanları Product Designation	Kalite (En) Grade (En)	Kalite AISI Grade AISI	
Sıvı Uygulamalar için Borular Process Pipes For Fluids	EN 10217-7 (A 270) (DIN 11850)	Gıda ve Süt Endüstrisinde Kullanılan Borular Process Piper For The Food and Dairy Industry	1.4301 1.4307 1.4404	304 304L 316L
	EN 10217-7 (DVGW GW541)	içilebilir Su ve Press Fittings Uygulamalarında Kullanılan Borular Process Pipes For Drinkable Water and Press Fitting	1.4404 1.4521	316L 444
	EN 10217-7 EN 10312	Su Arıtma Uygulamalarında Kullanılan Borular Process Pipes For Water Treatment	1.4301 1.4307 1.4404 1.4541 1.4571	304 304L 316L 321 316Ti
	EN 10217-7	Kağıt ve Kağıt Hamur Sanayi Uygulamalarında Kullanılan Borular Process Pipes For The Pulp and Paper Sector	1.4301 1.4307 1.4404 1.4541 1.4571	304 304L 316L 321 316Ti
	EN 10217-7 (AD 2000 W2/W10) (PED 97/23)	Kimyasal Uygulamalarda Kullanılan Borular Process Pipes For Pharmaceutical Applications	1.4301 1.4307 1.4404 1.4541 1.4571	304 304L 316L 321 316Ti
	EN 10217-7 (DIN 11866)	ilaç Sanayi Endüstrisi Uygulamalarında Kullanılan Borular Process Pipes For Pharmaceutical Applications	1.440	316L
	EN 10217-7 (A 312/A 778)	Yağ ve Gaz Sanayi Uygulamalarında Kullanılan Borular Process Pipes For Oil and Gas Applications	1.4307 1.4404	304L 316L



Paslanmaz Dikişsiz (Kaynak Faktörü "1") Dikişli Borular Stainless Steel Seamless / Welded Pipes



	İmalat Standartı Manufacturing Standard	Ürün Kullanım Alanları Product Designation	Kalite (En) Grade (En)	Kalite AISI Grade AISI
Mekanik Uygulamalar Mechanical Applications	EN 10296 EN 10217-7	Pompa ve Silindirler için Yuvarlak Borular Round Tubes For Pumps and Cylinders	1.4301 1.4307 1.4404 1.4541 1.4571	304 304L 316L 321 316Ti
	EN 10217-7	Dirsekler ve Fittingsler için Yuvarlak Borular Round Tubes For Elbows and Fittings	1.4301 1.4307 1.4404 1.4541 1.4571	304 304L 316L 321 316Ti
	EN 10217-7	Sıcağa Dayanımlı Yuvarlak Borular Round Tubes For Heat Resistances	1.4301 1.4307 1.4404 1.4541 1.4571 1.4876 2.4858	304 304L 316L 321 316Ti Incoloy 800 Incoloy 825
Isıl İşlemler Heat Treatment	EN 10217-7 (A 249) (AD 2000 W2/W10) (PED 97/23)	Isı Eşanjörü için Yuvarlak Borular Round Tubes For Heat Exchangers	1.4301 1.4307 1.4404 1.4541 1.4571	304 304L 316L 321 316Ti
	EN 10296 EN 10217-7	Şeker Endüstrisinde Kullanılan Evaporatörler için Yuvarlak Borular Round Tubes For Evaporators For The Sugar Industry	1.4301 1.4307 1.4404 1.4541 1.4571 1.4509 1.4510	304 304L 316L 321 316Ti 441 439
	EN 10217-7 (AD 2000 W2/W10)	Basınçlı Kaplarda Kullanılan Yuvarlak Borular Round Tubes For Pressure Vessels	1.4301 1.4307 1.4404 1.4541 1.4571	304 304L 316L 321 316Ti
	EN 10217-7	Buhar Kazanlarında Kullanılan Yuvarlak Borular Tubes For Boilers	1.4301 1.4307 1.4404 1.4541 1.4571	304 304L 316L 321 316Ti



Paslanmaz Dikişsiz (Kaynak Faktörü "1") Dikişli Borular Stainless Steel Seamless / Welded Pipes



	İmalat Standartı Manufacturing Standard	Ürün Kullanım Alanları Product Designation	Kalite (En) Grade (En)	Kalite AISI Grade AISI
Yapısal Construction	EN 10296 (A 554)	Yapısal Yuvarlak Borular ve Kutu Profiller Construction Round Tubes and Box Sections	1.4301	304
			1.4307	304L
			1.4404	316L
			1.4541	321
			1.4571	316Ti
			1.4509	441
Dekorasyon Ornamental	EN 10296 (A 554)	Dekorasyon için Kullanılan Yuvarlak Borular ve Kutu Profiller Ornamental Round Tubes and Box Sections	1.4301	304
			1.4307	304L
			1.4404	316L
			1.4541	321
			1.4571	316Ti
			1.4509	441
Otomotiv Automotive	EN 10296 (A 554)	Egzos Sistemlerinde Kullanılan Yuvarlak Borular Round Tubes For Automotive Exhaust Systems	1.4301	304
			1.4307	304L
			1.4512	409
	EN 10296 (A 554)	Otomotiv için Yuvarlak Borular ve Özel Şekillendirmeler (Hydroforming) Round Tubes For Automotive, Hydroforming Appliance	1.4509	441
			1.4510	439
			1.4301	304
			1.4307	304L
			1.4404	316L
			1.4541	321
	EN 10296 (A 554)	Otomotiv için Yuvarlak Borular ve Özel Şekillendirmeler (Hydroforming) Round Tubes For Automotive, Hydroforming Appliance	1.4571	316Ti
			1.4512	409
			1.4509	441
EN 10296 (A 554)	Otomotiv Sektörü Şasi Yapısı için Kullanılan Yuvarlak Borular ve Kutu Profiller Round Tubes and Box Sections For Automotive Frame Construction	1.4510	439	
		1.4301	304	
		1.4307	304L	



Basınç Tabloları



Dikişsiz (Kaynak Faktörü "1") ve Dikişli Paslanmaz Boruların Değişik Sıcaklıklarda Basınç Dayanım Tablosu (Aisi 304 Kalite Baz)



Table For Pressure And Temperature For Stainless Steel Seamless / Welded Pipes Alloy Aisi 304

Size Ölçü 0.Dxt (mm)	NORM	Ağırlık Weight kg/mt	20° C Bar	100° C Bar	150° C Bar	200° C Bar	250° C Bar	300° C Bar	350° C Bar	400° C Bar
6,00 x 1,00		0,125	447	412	376	371	347	323	309	299
6,00 x 1,50		0,169	698	671	637	588	557	548	523	507
6,35 x 0,71	1/4" x SWG 22	0,100	300	257	249	234	216	201	192	187
6,35 x 0,89	1/4" x BWG 20	0,122	376	334	312	305	281	262	250	243
6,35 x 0,91	1/4" x SWG 20	0,124	385	343	319	313	289	269	257	249
6,35 x 1,24	1/4" x BWG 18	0,159	524	502	458	435	423	394	377	365
6,35 x 1,65	1/4" x BWG 16	0,194	737	697	673	621	579	578	553	535
8,00 x 0,50		0,094	168	139	135	123	114	106	101	98
8,00 x 1,00		0,175	335	292	279	266	246	229	219	212
8,00 x 1,50		0,244	503	477	435	418	402	374	358	347
8,00 x 2,00		0,300	698	671	637	588	557	548	523	507
9,00 x 1,00		0,200	298	255	248	233	215	200	191	185
9,53 x 0,71	3/8" x SWG 22	0,157	200	166	163	149	138	128	122	119
9,53 x 9,89	3/8" x BWG 20	0,193	251	209	208	191	177	164	157	152
9,53 x 1,24	3/8" x BWG 18	0,257	349	306	290	279	258	240	229	222
9,53 x 1,65	3/8" x BWG 16	0,326	465	431	394	386	364	339	324	314
10,00 x 0,50		0,119	134	111	106	97	90	83	80	77
10,00 x 1,00		0,225	268	226	223	206	191	177	170	164
10,00 x 1,50		0,319	403	362	334	331	305	284	272	263
10,00 x 1,60		0,337	429	392	357	357	330	307	294	285
10,00 x 2,00		0,401	537	518	473	446	437	406	388	376
10,00 x 2,50		0,470	698	671	637	588	557	548	523	507
10,20 x 1,00		0,23	263	221	218	202	186	174	166	161
10,20 x 1,20		0,27	316	272	262	248	229	214	204	198
10,20 x 1,60		0,35	421	382	350	349	322	300	287	278
10,20 x 2,00		0,41	526	505	461	437	426	396	379	367
10,29 x 1,24	1/8" SCH1 OS	0,281	323	280	269	255	236	220	210	203
10,29 x 1,73	1/8" SCH4 OS	0,371	451	416	380	375	351	327	312	302
12,00 x 0,50		0,144	112	93	88	80	74	69	66	64
12,00 x 1,00		0,275	224	185	185	168	156	145	138	134
12,00 x 1,50		0,394	335	292	279	266	246	229	219	212
12,00 x 2,00		0,501	447	412	376	371	347	323	309	299
12,70 x 0,89	1/2" x BWG 20	0,263	188	156	153	139	129	120	114	111
12,70 x 1,24	1/2" x BWG 18	0,356	262	220	218	201	186	173	165	160
12,70 x 1,65	1/2" x BWG 16	0,457	349	305	290	279	257	240	229	222
12,70 x 2,03	1/2" x SWG 14	0,542	429	391	357	356	330	307	293	284
13,00 x 1,00		0,300	206	171	169	154	142	133	127	123
13,00 x 1,50		0,432	310	266	257	243	224	209	200	193
13,00 x 2,50		0,657	516	492	449	429	415	387	369	358
13,50 x 1,60	1/4"	0,477	318	274	264	250	231	215	205	199
13,50 x 1,80	1/4"	0,527	358	315	297	287	265	247	236	229
13,50 x 2,00	1/4"	0,576	398	357	330	326	301	280	268	259
13,50 x 2,30	1/4"	0,645	457	423	386	380	357	332	317	307
13,72 x 1,24	1/4" SCH5S	0,387	243	202	201	184	170	158	151	147
13,72 x 1,65	1/4" SCH10S	0,499	323	279	268	255	235	219	209	203
13,72 x 2,24	1/4" SCH40S	0,544	438	401	366	364	338	315	301	292
13,72 x 3,02	1/4" SCH80S	0,809	591	587	536	495	490	461	440	427
14,00 x 0,50		0,169	96	80	75	68	63	59	56	54
14,00 x 1,00		0,326	192	159	156	142	131	122	117	113
14,00 x 1,50		0,470	288	244	239	223	206	192	183	178
14,00 x 2,00		0,601	383	342	318	312	288	268	256	248
14,00 x 2,50		0,720	479	448	409	398	378	352	336	326
14,00 x 3,00		0,826	575	567	517	478	478	445	425	412

Dikişsiz (Kaynak Faktörü "1") ve Dikişli Paslanmaz Boruların Değişik Sıcaklıklarda Basınç Dayanım Tablosu (Aisi 304 Kalite Baz)



Table For Pressure And Temperature For Stainless Steel Seamless / Welded Pipes Alloy Aisi 304

Size Ölçü 0.Dxt (mm)	NORM	Ağırlık Weight kg/mt	20° C Bar	100° C Bar	150° C Bar	200° C Bar	250° C Bar	300° C Bar	350° C Bar	400° C Bar
15,00 x 1,00		0,351	179	149	145	132	122	114	108	105
15,00 x 1,50		0,507	268	226	223	206	191	177	170	164
15,00 x 2,00		0,651	358	315	297	287	265	247	236	229
15,00 x 2,50		0,783	447	412	376	371	347	323	309	299
15,88 x 0,71	5/8" x SWG 22	0,270	120	100	94	86	80	74	71	69
15,88 x 0,89	5/8" x BWG 20	0,334	150	125	120	110	101	94	90	87
15,88 x 0,91	5/8" x SWG 20	0,391	154	128	123	112	104	96	92	89
15,88 x 1,24	5/8" x BWG 18	0,455	210	174	172	157	145	135	129	123
16,00 x 1,00		0,376	168	139	135	123	114	106	101	98
16,00 x 1,50		0,545	252	210	209	192	177	165	158	153
16,00 x 2,00		0,701	335	292	279	266	246	229	219	212
16,00 x 2,50		0,845	419	380	348	347	321	299	285	276
16,00 x 3,00		0,977	503	477	435	418	402	374	358	347
17,15 x 1,65	3/8" SCH10S	0,640	258	216	214	198	183	170	162	157
17,15 x 2,31	3/8" SCH40S	0,858	361	319	300	291	269	250	239	232
17,15 x 3,20	3/8" SCH80S	1,118	501	474	433	416	400	372	355	344
17,20 x 1,60	3/8"	0,625	250	208	207	190	176	164	156	152
17,20 x 2,00	3/8"	0,761	312	268	259	245	226	211	201	195
17,20 x 2,60	3/8"	0,951	406	365	337	334	308	287	274	266
18,00 x 1,00		0,426	149	124	119	109	100	83	89	86
18,00 x 1,50		0,620	224	186	185	168	156	145	138	134
18,00 x 2,00		0,801	298	255	248	233	215	200	191	185
18,00 x 2,50		0,970	373	330	309	302	278	258	248	240
18,00 x 3,00		1,127	447	412	376	371	347	323	309	299
19,00 x 1,00		0,450	141	117	112	102	94	88	84	81
19,00 x 1,25		0,560	177	147	143	132	122	114	109	105
19,00 x 1,50		0,657	212	176	174	159	147	136	130	126
19,05 x 0,89	3/4" x BWG 20	0,405	125	104	99	90	83	78	74	72
19,05 x 1,24	3/4" x BWG 18	0,553	175	145	141	129	119	111	106	102
19,05 x 1,65	3/4" x BWG 16	0,719	232	193	193	176	162	151	144	140
19,05 x 2,11	3/4" x BWG 14	0,895	297	254	247	232	214	199	190	185
19,05 x 2,03	3/4" x SWG 14	0,865	286	243	237	222	205	191	182	177
19,05 x 3,25	3/4" x SWG 10	1,286	458	424	387	380	357	333	318	308
20,00 x 1,00		0,476	134	111	106	97	90	83	80	77
20,00 x 1,25		0,587	168	139	135	123	114	106	101	98
20,00 x 1,50		0,695	201	167	164	150	139	129	123	119
20,00 x 2,00		0,901	268	226	223	206	191	177	170	164
20,00 x 2,50		1,096	335	292	279	266	246	229	219	212
20,00 x 3,00		1,277	403	362	334	331	305	284	272	263
20,00 x 4,00		1,603	537	518	473	446	437	406	388	376
20,00 x 5,00		1,878	698	671	637	588	557	548	523	507
21,34 x 1,65	1/2" SCH5S	0,789	383	342	318	312	288	268	256	248
21,34 x 2,00	1/2"	0,968	252	211	209	192	178	165	158	153
21,34 x 2,11	1/2" SCH10S	1,016	265	223	220	204	188	175	167	162
21,34 x 2,60	1/2"	1,230	334	290	277	265	245	228	218	211
21,34 x 2,77	1/2" SCH40S	1,288	348	305	289	278	257	239	229	222
21,34 x 3,73	1/2" SCH80S	1,645	469	437	399	389	368	343	327	317
21,34 x 4,75	1/2" SCH160	1,973	597	596	544	502	496	468	447	433
22,00 x 1,00		0,526	122	101	96	88	81	75	72	70
22,00 x 1,25		0,649	152	127	122	111	103	96	91	89
22,00 x 1,50		0,770	183	152	148	135	125	116	111	108
22,00 x 2,00		1,002	244	203	203	185	171	159	152	148
22,00 x 3,00		1,427	366	323	304	295	272	254	242	235

Dikişsiz (Kaynak Faktörü "1") ve Dikişli Paslanmaz Boruların Değişik Sıcaklıklarda Basınç Dayanım Tablosu (Aisi 304 Kalite Baz)



Table For Pressure And Temperature For Stainless Steel Seamless / Welded Pipes Alloy Aisi 304

Size Ölçü Ø.Dxt (mm)	NORM	Ağırlık Weight kg/mt	20° C Bar	100° C Bar	150° C Bar	200° C Bar	250° C Bar	300° C Bar	350° C Bar	400° C Bar
22,00 x 4,00		1,803	488	459	419	405	387	360	344	333
23,00 x 1,50		0,808	175	145	141	129	119	111	106	103
24,00 x 2,00		1,102	224	186	185	168	156	145	138	134
25,00 x 1,00		0,601	107	89	84	77	71	66	63	61
25,00 x 1,50		0,883	161	134	129	118	109	101	97	94
25,00 x 2,00		1,152	215	178	176	161	149	138	132	128
25,00 x 2,50		1,409	268	226	223	206	191	177	170	164
25,00 x 3,00		1,653	322	278	267	254	235	218	209	202
25,00 x 3,50		1,884	376	333	312	304	281	262	250	242
25,00 x 4,00		2,103	429	392	357	357	330	307	294	285
25,00 x 5,00		2,504	537	518	473	446	437	406	388	376
25,40 x 0,91	1" x SWG20	0,558	96	80	75	68	63	59	56	54
25,40 x 1,24	1" x BWG18	0,756	132	110	105	95	88	82	78	76
25,40 x 1,63	1" x SWG16	0,970	172	143	139	127	117	109	104	101
26,67 x 1,65	3/4" SCH5S	1,034	166	138	133	122	112	105	100	97
26,67 x 2,11	3/4" SCH10S	1,298	212	176	174	159	147	137	131	127
26,67 x 2,87	3/4" SCH40S	1,710	289	246	240	224	207	193	184	179
26,67 x 3,91	3/4" SCH80S	2,228	393	352	327	322	297	277	264	256
26,67 x 5,53	3/4" SCH160	2,927	556	543	495	462	457	426	407	394
26,90 x 1,60	3/4"	1,014	160	133	128	117	108	100	96	93
26,90 x 2,00	3/4"	1,247	200	166	163	149	137	128	122	118
26,90 x 2,60	3/4"	1,582	259	218	215	199	183	171	163	158
26,90 x 3,20	3/4"	1,899	319	276	265	252	232	216	207	200
26,90 x 3,60	3/4"	2,100	359	316	298	289	267	248	237	230
28,00 x 1,00		0,676	96	80	75	68	63	59	56	54
28,00 x 1,50		0,995	144	119	114	104	96	90	86	83
28,00 x 2,00		1,302	192	159	156	142	131	122	117	113
28,00 x 2,50		1,596	240	199	199	182	168	156	149	145
28,00 x 3,00		1,878	290	244	239	223	206	192	183	178
30,00 x 1,00		0,726	89	74	69	63	59	55	52	51
30,00 x 1,50		1,070	134	111	106	97	90	83	80	77
30,00 x 2,00		1,402	179	149	145	132	122	114	108	105
30,00 x 2,50		1,722	224	186	185	168	156	145	138	134
30,00 x 3,00		2,028	268	226	223	206	191	177	170	164
30,00 x 4,00		2,604	358	315	297	287	265	247	236	229
31,75 x 1,63	1/4" SWG16	1,229	138	114	109	100	92	86	82	79
32,00 x 1,25		0,962	105	87	82	75	69	64	61	60
32,00 x 1,50		1,146	126	104	99	91	84	78	74	72
32,00 x 2,00		1,502	168	139	135	123	114	106	101	98
32,00 x 3,00		2,178	252	210	209	192	177	165	158	153
32,00 x 4,00		2,804	335	292	279	266	246	229	219	212
33,00 x 1,50		1,183	122	101	96	88	81	75	72	70
33,40 x 1,65	1" SCH5S	1,312	133	110	105	96	88	82	79	76
33,40 x 2,77	1" SCH10S	2,125	223	185	184	168	155	144	138	133
33,40 x 3,38	1" SCH40S	2,541	272	229	226	209	193	180	172	167
33,40 x 4,55	1" SCH80S	3,287	366	323	304	295	272	253	242	235
33,40 x 6,35	1" SCH160	4,301	510	485	443	424	409	381	364	353
33,70 x 1,60	1"	1,286	127	106	101	92	85	79	75	73
33,70 x 2,00	1"	1,588	159	132	128	116	108	100	96	93
33,70 x 2,60	1"	2,025	207	172	170	155	143	133	127	123
33,70 x 3,20	1"	2,444	255	213	212	195	180	167	160	155
33,70 x 4,05	1"	3,007	322	279	268	255	235	219	209	203
33,70 x 5,00	1"	3,630	390	350	325	320	295	275	262	253

Dikişsiz (Kaynak Faktörü "1") ve Dikişli Paslanmaz Boruların Değişik Sıcaklıklarda Basınç Dayanım Tablosu (Aisi 304 Kalite Baz)



Table For Pressure And Temperature For Stainless Steel Seamless / Welded Pipes Alloy Aisi 304

Size Ölçü Ø.Dxt (mm)	NORM	Ağırlık Weight kg/mt	20°C Bar	100°C Bar	150°C Bar	200°C Bar	250°C Bar	300°C Bar	350°C Bar	400°C Bar
34,00 x 1,00		0,826	79	66	61	56	51	48	46	44
34,00 x 1,50		1,221	118	98	93	85	79	73	70	68
34,00 x 2,00		1,603	158	131	126	115	107	99	95	92
35,00 x 1,50		1,258	115	96	90	82	76	71	68	66
35,00 x 2,00		1,653	153	127	123	112	103	96	92	89
35,00 x 2,50		2,035	192	159	156	142	131	122	117	113
36,00 x 2,00		1,703	149	124	119	109	100	93	89	86
38,00 x 1,00		0,926	71	59	54	50	46	43	41	40
38,00 x 1,25		1,150	88	73	69	63	58	54	51	50
38,00 x 1,50		1,371	106	88	83	76	70	65	62	60
38,10 x 1,63	11/2" x SWG16	1,489	115	95	90	82	76	71	68	66
38,00 x 2,00		1,803	141	117	112	102	95	88	84	82
38,00 x 2,50		2,222	177	147	143	130	120	112	107	104
38,00 x 3,00		2,629	212	176	174	159	147	136	130	126
38,00 x 4,00		3,405	282	240	235	219	202	188	180	174
38,00 x 5,00		4,132	353	310	293	283	261	243	232	225
40,00 x 1,00		0,977	67	56	52	47	44	41	39	38
40,00 x 1,50		1,446	101	84	79	72	66	62	59	57
40,00 x 2,00		1,903	134	111	106	97	90	83	80	77
40,00 x 2,50		2,348	168	139	135	123	114	106	101	98
40,00 x 3,00		2,780	201	167	164	150	139	129	123	119
40,00 x 4,00		3,606	268	226	223	206	191	177	170	164
41,00 x 4,00		3,706	262	220	217	201	185	173	165	160
42,16 x 1,65	11/4" SCH5S	1,674	105	87	82	75	69	64	62	60
42,16 x 2,77	11/4" SCH10S	2,732	176	146	142	130	120	112	107	103
42,16 x 3,56	11/4" SCH40S	3,441	227	188	187	171	158	147	140	136
42,16 x 4,85	11/4" SCH80S	4,531	309	265	256	242	224	208	199	193
42,40 x 1,60	11/4"	1,635	101	84	79	72	67	62	59	57
42,40 x 2,00	11/4"	2,023	127	105	100	91	84	78	75	73
42,40 x 2,60	11/4"	2,591	165	137	132	121	111	104	99	96
42,40 x 2,90	11/4"	2,868	184	152	149	136	125	117	112	108
42,40 x 3,20	11/4"	3,141	203	168	165	151	140	130	124	120
42,40 x 3,60	11/4"	3,489	228	189	188	172	159	148	141	137
42,40 x 4,00	11/4"	3,846	253	212	210	193	179	166	159	154
42,40 x 6,30	11/4"	5,695	399	358	341	327	302	281	269	260
44,00 x 2,00		2,103	122	101	96	88	81	75	72	70
44,50 x 1,50		1,615	90	75	70	64	59	55	53	51
44,50 x 2,00		2,128	121	100	95	87	80	75	71	69
44,50 x 2,60		2,728	157	130	125	115	106	98	94	91
44,50 x 2,90		3,021	175	145	141	129	119	111	106	103
44,50 x 4,00		4,056	241	201	200	183	169	158	151	146
45,00 x 2,00		2,153	119	99	94	86	79	74	70	68
48,28 x 1,65	11/2" SCH 5S	1,926	92	76	71	65	60	56	54	52
48,26 x 2,00	11/2"	2,320	111	92	87	80	73	68	65	63
48,26 x 2,60	11/2"	2,975	144	120	115	105	97	90	86	84
48,26 x 2,77	11/2" SCH 10S	3,155	154	128	123	112	104	97	92	89
48,26 x 2,90	11/2"	3,300	161	134	129	118	109	101	97	94
48,26 x 3,20	11/2"	3,614	178	148	144	131	121	113	108	104
48,26 x 3,68	11/2" SCH 40S	4,108	205	170	167	153	141	131	126	122
48,26 x 4,05	11/2"	4,490	225	187	186	170	157	146	139	135
48,26 x 5,08	11/2" SCH80S	5,493	282	235	232	219	202	188	180	174
48,26 x 7,14	11/2" SCH160	7,352	397	330	326	325	300	280	267	259

Dikişsiz (Kaynak Faktörü "1") ve Dikişli Paslanmaz Boruların Değişik Sıcaklıklarda Basınç Dayanım Tablosu (Aisi 304 Kalite Baz)




Table For Pressure And Temperature For Stainless Steel Seamless / Welded Pipes Alloy Aisi 304

Size Ölçü Ø.Dxt (mm)	NORM	Ağırlık Weight kg/mt	20 °C Bar	100 °C Bar	150 °C Bar	200 °C Bar	250 °C Bar	300 °C Bar	350 °C Bar	400 °C Bar
50,00 x 1,00		1,227	67	54	45	41	35	32	31	30
50,00 x 1,50		1,827	81	67	62	57	53	49	47	45
50,00 x 2,00		2,404	107	89	84	77	71	66	63	61
50,00 x 2,50		2,974	134	111	106	97	90	83	80	77
50,00 x 3,00		3,531	161	134	129	118	109	101	97	94
50,00 x 4,00		4,607	215	178	176	161	149	138	132	128
50,80 x 1,22	2"SWG18	1,515	64	54	50	45	42	39	37	36
50,80 x 1,50		1,852	79	66	61	56	52	48	46	45
50,80 x 2,00		2,444	106	88	83	75	70	65	62	60
50,80 x 2,50		3,024	132	110	105	95	88	82	78	76
51,00 x 2,00		2,454	105	87	82	75	69	65	62	60
51,00 x 2,60		3,151	137	114	109	99	91	85	81	79
52,00 x 1,50		1,897	77	64	60	55	50	47	45	43
52,00 x 2,00		2,504	103	86	81	74	68	63	61	59
53,00 x 1,50		1,934	76	63	59	54	49	46	44	43
53,00 x 3,00		3,756	152	126	121	111	102	95	91	88
54,00 x 2,00		2,604	99	83	78	71	65	61	58	56
55,00 x 2,50		3,287	122	101	96	88	81	75	72	70
58,00 x 3,00		3,981	144	119	114	104	96	90	86	83
57,00 x 1,50		2,085	71	59	54	50	46	43	41	40
57,00 x 2,00		2,754	94	78	73	67	62	58	55	53
57,00 x 2,60		3,542	122	102	96	88	81	76	72	70
57,00 x 2,90		3,929	137	113	108	99	91	85	81	79
57,00 x 4,00		5,308	188	156	153	140	129	120	115	111
60,30 x 1,65	2" SCH5S	2,424	73	61	57	52	48	44	42	41
60,30 x 2,00	2"	2,920	89	74	69	63	58	54	52	50
60,30 x 2,60	2"	3,757	116	96	91	83	77	71	68	66
60,30 x 2,77	2" SCH10S	3,992	123	102	97	89	82	76	73	71
60,30 x 2,90	2"	4,168	129	107	102	93	86	80	77	74
60,30 x 3,20	2"	4,575	142	118	113	103	95	89	85	82
60,30 x 3,60	2"	5,111	160	133	128	117	108	101	96	93
60,30 x 3,91	2" SCH40S	5,524	174	144	140	128	118	110	105	102
60,30 x 4,50	2"	6,288	200	163	163	149	138	128	123	119
60,30 x 5,54	2" SCH80S	7,601	246	205	205	188	173	161	154	149
60,30 x 8,71	2" SCH160	11,260	389	347	323	317	293	273	260	252
63,50 x 1,50		2,330	63	53	49	44	41	38	37	35
63,50 x 2,00		3,080	85	70	66	60	55	51	49	48
63,50 x 2,60		3,965	110	91	86	79	73	68	65	63
64,00 x 2,00		3,105	84	70	65	59	55	51	49	47
69,00 x 2,00		3,360	78	65	60	55	51	47	45	44
70,00 x 1,50		2,573	58	48	44	40	37	35	33	32
70,00 x 2,00		3,405	77	64	59	54	50	46	44	43
70,00 x 2,50		4,226	96	80	75	68	63	59	56	54
70,00 x 2,90		4,873	111	92	87	80	74	68	65	63
70,00 x 4,00		6,611	153	127	123	112	103	96	92	89
73,03 x 2,11	21/2" SCH 5S	3,747	78	64	60	55	51	47	45	44
73,03 x 3,05	21/2" SCH 10S	5,345	112	93	88	80	74	69	66	64
73,03 x 5,16	21/2" SCH 40S	8,769	190	157	154	141	130	121	116	112
76,10 x 1,50	21/2"	2,802	53	44	40	37	34	32	30	29
76,10 x 1,65	21/2"	3,076	58	48	45	41	38	35	33	32
76,10 x 2,00	21/2"	3,711	71	59	54	50	46	43	41	39
76,10 x 2,60	21/2"	4,785	92	76	71	65	60	56	53	52
76,10 x 2,90	21/2"	5,315	102	85	80	73	67	63	60	58

Dikişsiz (Kaynak Faktörü "1") ve Dikişli Paslanmaz Boruların Değişik Sıcaklıklarda Basınç Dayanım Tablosu (Aisi 304 Kalite Baz)



Table For Pressure And Temperature For Stainless Steel Seamless / Welded Pipes Alloy Aisi 304

Size Ölçü 0.Dxt (mm)	NORM	Ağırlık Weight kg/mt	20° C Bar	100° C Bar	150° C Bar	200° C Bar	250° C Bar	300° C Bar	350° C Bar	400° C Bar
76,10 x 3,60	21/2"	6,535	127	105	100	92	85	79	75	73
76,10 x 4,50	21/2"	8,068	159	132	127	116	107	100	95	92
80,00 x 2,00		3,906	67	56	52	47	44	41	39	38
80,00 x 2,50		4,852	84	70	65	59	55	51	49	47
83,00 x 1,50		3,061	48	40	37	34	31	29	28	27
84,00 x 2,00		4,107	64	53	49	45	41	39	37	36
85,00 x 2,00		4,157	63	52	48	44	41	38	36	35
88,90 x 2,00	3"	4,352	60	50	46	42	39	36	35	34
88,90 x 2,11	3"SCH5S	4,585	64	53	49	45	41	38	37	36
88,90 x 3,00	3"	6,453	91	75	70	64	59	55	53	51
88,90 x 3,05	3"SCH10S	6,557	92	76	72	65	60	56	54	52
88,90 x 3,20	3"	6,867	97	80	75	69	63	59	56	55
88,90 x 3,80	3"	7,689	109	90	85	78	72	67	64	62
88,90 x 4,05	3"	8,605	122	102	96	88	81	76	72	70
88,90 x 4,50	3"	9,510	136	113	108	98	91	85	81	78
88,90 x 5,49	3"SCH40S	11,466	166	138	133	122	112	105	100	97
88,90 x 7,62	3"SCH80S	15,509	230	191	190	174	160	149	143	138
88,90 x 11,10	3"SCH160	21,674	336	292	279	267	247	230	219	213
95,00 x 2,50		5,791	71	59	54	50	46	43	41	40
101,60 x 1,50	31/2"	3,760	40	33	30	27	25	24	23	22
101,60 x 2,11	31/2" SCH5S	5,256	56	46	43	39	36	33	32	31
101,60 x 3,05	31/2"SCH10S	7,526	81	67	62	57	53	49	47	45
101,60 x 3,60	31/2"	8,834	95	79	74	68	62	58	56	54
101,60 x 4,05	31/2"	9,893	107	89	84	76	71	66	63	61
101,60 x 5,74	31/2"SCH40S	13,778	152	126	121	111	102	95	91	88
103,00 x 1,50		3,812	39	32	30	27	25	23	22	22
104,00 x 2,00		5,108	52	43	39	36	33	31	30	29
106,00 x 3,00		7,737	76	63	59	54	49	46	44	43
108,00 x 2,00		5,308	50	41	38	35	32	30	28	28
108,00 x 3,00		7,888	75	62	58	53	49	45	43	42
108,00 x 3,60		9,411	89	74	69	63	59	55	52	51
108,00 x 4,00		10,417	99	83	78	71	65	61	58	56
114,30 x 2,00	4"	5,624	47	39	36	33	30	28	27	26
114,30 x 2,11	4"SCH5S	5,927	50	41	38	35	32	30	28	27
114,30 x 2,60	4"	7,272	61	51	47	43	39	37	35	34
114,30 x 3,00	4"	8,361	70	58	54	50	46	43	41	39
114,30 x 3,05	4" SCH10S	8,496	72	59	55	50	47	43	41	40
114,30 x 3,60	4"	9,980	85	70	66	60	55	51	49	48
114,30 x 4,00	4"	11,048	94	78	73	67	62	57	55	53
114,30 x 4,50	4"	12,372	106	88	83	75	70	65	62	57
114,30 x 6,02	4" SCH40S	16,322	141	117	112	103	95	88	84	82
114,30 x 8,56	4" SCH80S	22,665	201	167	164	150	138	129	123	119
114,30 x 13,64	4" SCH160	34,080	317	273	263	249	230	214	205	198
128,00 x 1,50		4,751	31	26	24	22	20	19	18	17
129,00 x 2,00		6,360	42	35	32	29	27	25	24	23
133,00 x 4,00		12,921	81	67	62	57	53	49	47	45
137,70 x 2,00	5"	6,900	38	32	29	27	25	23	22	21
139,70 x 3,00	5"	10,270	58	48	44	40	37	35	33	32
139,70 x 4,00	5"	13,592	77	64	59	54	50	47	45	43
141,30 x 3,40	5" SCH 10S	11,740	65	54	50	45	42	39	37	36
141,30 x 6,55	5" SCH 40S	22,101	124	103	98	90	83	77	74	71
152,40 x 7,00		25,486	123	102	97	89	82	76	73	71
153,00 x 1,50		5,690	26	22	20	18	17	16	15	14

Dikişsiz (Kaynak Faktörü "1") ve Dikişli Paslanmaz Boruların Değişik Sıcaklıklarda Basınç Dayanım Tablosu (Aisi 304 Kalite Baz)



Table For Pressure And Temperature For Stainless Steel Seamless / Welded Pipes Alloy Aisi 304

Size Ölçü Ø.Dxt (mm)	NORM	Ağırlık Weight kg/mt	20° C Bar	100° C Bar	150° C Bar	200° C Bar	250° C Bar	300° C Bar	350° C Bar	400° C Bar
154,00 x 2,00		7,612	35	29	26	24	22	21	20	19
155,00 x 2,50		9,547	43	36	33	30	28	26	25	24
156,00 x 3,00		11,493	52	43	39	36	33	31	30	29
158,00 x 4,00		15,425	68	56	52	48	44	41	39	38
159,00 x 3,00		11,720	51	42	39	35	33	30	29/	28
159,00 x 4,00		15,525	68	56	52	47	44	41	39	38
159,00 x 4,50		17,409	76	63	59	54	49	46	44	43
168,30 x 2,00	6"	8,330	32	26	24	22	20	19	18	18
168,30 x 2,50	6"	10,379	40	33	30	28	26	24	23	22
168,30 x 2,77	6" SCH 5S	11,480	44	37	34	31	28	26	25	24
168,30 x 3,00	6"	12,417	48	40	37	33	31	29	27	27
168,30 x 3,20	6"	13,230	51	42	39	36	33	31	29	28
168,30 x 3,40	6" SCH 10S	14,040	54	45	41	38	35	33	31	30
168,30 x 4,00	6"	16,460	64	53	49	45	41	38	37	36
168,30 x 5,00	6"	20,445	80	66	62	56	52	48	46	45
168,30 x 7,11	6" SCH 40S	28,660	113	94	89	81	75	70	67	65
168,30 x 10,97	6" SCH 80S	43,250	175	145	141	129	119	111	106	103
193,70 x 8,00		37,199	111	92	87	79	73	68	65	63
204,00 x 2,00		10,116	26	22	20	18	17	16	15	14
206,00 x 3,00		15,250	39	32	30	27	25	23	22	22
208,00 x 4,00		20,433	52	43	39	36	33	31	30	29
219,10 x 2,00	8"	10,872	24	20	19	17	16	15	14	13
219,10 x 2,60	8"	14,100	32	26	24	22	20	19	18	18
219,10 x 3,00	8"	16,233	37	31	28	25	24	22	21	20
219,10 x 3,76	8" SCH 10S	20,274	46	38	35	32	30	28	26	26
219,10 x 4,00		21,544	49	41	37	34	32	29	28	27
219,10 x 6,35	8" SCH 20S	33,570	77	64	60	54	50	47	45	43
219,10 x 8,18	8" SCH 40S	43,300	100	83	78	72	66	62	59	57
219,10 x 12,70	8" SCH 80S	65,63	156	129	124	114	105	98	93	90
254,00 x 2,00		12,620	21	18	16	15	13	13	12	12
256,00 x 3,00		19,010	31	26	24	22	20	19	18	17
273,00 x 2,00	10"	13,572	20	16	15	14	12	12	11	11
273,00 x 3,00	10"	20,282	29	24	22	20	19	18	17	16
273,00 x 4,00	10"	26,943	39	33	30	27	25	23	22	22
273,00 x 4,19	10" SCH 10S	28,210	41	34	31	29	26	25	24	23
273,00 x 6,35	10" SCH 20S	42,410	62	52	48	44	40	38	36	35
273,00 x 9,27	10" SCH 40S	61,230	91	76	71	65	60	56	53	51
304,00 x 2,00		15,124	18	15	13	12	11	10	10	10
306,00 x 3,00		22,761	26	22	20	18	17	16	15	14
323,90 x 2,00	12"	16,121	17	14	12	11	11	10	9	9
323,90 x 3,00	12"	24,106	25	21	19	17	16	15	14	14
323,90 x 4,00	12"	32,041	33	28	25	23	21	20	19	17
323,90 x 4,57	12" SCH 10S	36,540	38	31	29	26	24	23	22	21
323,90 x 6,35	12" SCH 20S	50,490	53	44	40	37	34	32	30	29
323,90 x 9,53	12" SCH 40S	75,010	79	66	61	56	51	48	46	44
323,90 x 12,70	12" SCH 80S	98,95	105	87	82	75	69	65	62	60
355,60 x 3,00	14"	26,487	23	19	17	16	14	13	13	12
355,60 x 4,78	14" SCH 10S	41,990	36	30	27	25	23	21	21	20
355,60 x 9,53	14" SCH 40S	82,583	72	60	55	51	47	44	42	40
406,40 x 3,00	16"	30,303	20	16	15	14	13	12	11	10
406,40 x 4,78	16" SCH 10S	48,070	32	26	24	22	20	19	18	17
406,40 x 9,53	16" SCH 40S	94,706	63	52	48	44	41	38	36	35
456 x 3,0		34,030	18	15	13	12	11	10	10	10

Ağırlık Tabloları



ANSI B 36.19 Ve B 36.10 Normlarının Ölçü ve Ağırlık Tablosu

Dimensions and Weights According To ANSI B 36.19
and B 36.10 (American Schedule Sizes)



Nominal Çap (Inç) Nominal Diameter in inches		Dış Çap (mm) External Diameter in mm		ANSI B 36.19								ANSI B 36.10							
				'a Göre Nominal Kalınlık ve Ağırlıkları (kg/mt) Nominal Thickness and Weight/mt								'a Göre Nominal Kalınlık ve Ağırlıkları (kg/mt) Nominal Thickness and Weight/mt							
				5S		10S		Sched. 40S		Sched. 80S		10		20		30		Standart	
mm	kg/m	mm	kg/m	mm	kg/m	mm	kg/m	mm	kg/m	mm	kg/m	mm	kg/m	mm	kg/m				
1/8"	10,29	-----	-----	1,24	0,281	1,73	0,371	2,41	0,476	-----	-----	-----	-----	-----	1,73	0,371			
1/4"	13,72	-----	-----	1,65	0,499	2,24	0,644	3,02	0,809	-----	-----	-----	-----	-----	2,24	0,644			
3/8"	17,15	-----	-----	1,65	0,640	2,31	0,858	3,20	1,118	-----	-----	-----	-----	-----	2,31	0,858			
1/2"	21,34	1,65	0,814	2,11	1,016	2,77	1,26	3,73	1,62	-----	-----	-----	-----	-----	2,77	1,26			
3/4"	26,67	1,65	1,034	2,11	1,298	2,87	1,68	3,91	2,19	-----	-----	-----	-----	-----	2,87	1,68			
1"	33,40	1,65	1,312	2,77	2,125	3,38	2,50	4,55	3,23	-----	-----	-----	-----	-----	3,38	2,50			
1 1/4"	42,16	1,65	1,674	2,77	2,732	3,56	3,38	4,85	4,46	-----	-----	-----	-----	-----	3,56	3,38			
1 1/2"	48,26	1,65	1,926	2,77	3,155	3,68	4,05	5,08	5,40	-----	-----	-----	-----	-----	3,68	4,0			
2"	60,33	1,65	2,424	2,77	3,992	3,91	5,43	5,54	7,47	-----	-----	-----	-----	-----	3,91	5,43			
2 1/2"	73,03	2,11	3,747	3,05	5,345	5,16	8,62	7,01	11,40	-----	-----	-----	-----	-----	5,16	8,62			
3"	88,90	2,11	4,585	3,05	6,557	5,49	11,28	7,62	15,25	-----	-----	-----	-----	-----	5,49	11,28			
3 1/2"	101,60	2,11	5,272	3,05	7,526	5,74	13,56	8,08	18,62	-----	-----	-----	-----	-----	5,74	13,5			
4"	114,30	2,11	5,945	3,05	8,495	6,02	16,06	8,56	22,29	-----	-----	-----	-----	-----	6,02	16,06			
5"	141,30	2,77	9,639	3,40	11,740	6,55	21,76	9,52	30,92	-----	-----	-----	-----	-----	6,55	21,76			
6"	168,28	2,77	11,514	3,40	14,037	7,11	28,23	10,97	42,52	-----	-----	-----	-----	-----	7,11	28,23			
8"	219,08	2,77	15,049	3,76	20,334	8,18	42,49	12,7	64,57	-----	-----	6,35	33,28	7,04	36,80	8,18	42,49		
10"	273,05	3,40	23,028	4,19	28,290	9,27	60,24	12,7	81,46	-----	-----	6,35	41,70	7,8	51,00	9,27	60,2		
12"	323,85	3,96	31,806	4,57	36,633	9,52	73,76	12,7	97,36	-----	-----	6,35	49,68	8,38	65,14	9,52	73,76		
14"	355,60	3,98	34,99	4,78	42,102	9,52	81,21	12,7	107,28	6,35	54,63	7,92	67,98	9,52	81,21	9,52	81,21		
16"	406,40	4,19	42,35	4,78	48,220	9,52	93,13	12,7	123,18	6,35	62,58	7,92	77,90	9,52	93,13	9,52	93,13		
18"	457,20	4,19	47,7	4,78	54,300	9,52	105,05	12,7	139,07	6,35	70,50	7,92	87,80	11,13	122,12	9,52	105,03		
20"	508,00	4,77	60,32	5,53	69,766	9,52	116,97	12,7	154,97	6,35	78,47	9,52	116,97	12,7	155,00	9,52	116,97		
22"	558,8	4,77	66,10	5,53	76,49	9,52	128,89	12,7	170,86	6,35	86,42	9,52	128,89	12,7	170,86	9,52	128,89		
24"	609,6	5,54	84,10	6,35	96,215	9,52	140,81	12,7	186,75	6,35	96,216	9,52	140,8	14,7	209,54	9,52	140,81		
26"	660,4	-----	-----	-----	-----	9,52	152,73	12,7	202,65	7,92	127,58	12,7	202,65	-----	-----	9,52	152,73		
28"	711,6	-----	-----	-----	-----	9,52	164,65	12,7	218,54	7,92	137,52	12,7	218,54	15,88	271,94	9,52	164,8		
30"	762	6,35	120,59	7,92	147,45	9,52	176,57	12,7	234,44	7,92	147,45	12,7	234,44	15,88	291,81	9,52	176,57		
32"	812,8	-----	-----	-----	-----	9,52	188,5	12,7	250,33	7,92	157,39	12,7	250,33	15,88	311,67	9,52	188,5		
34"	863,6	-----	-----	-----	-----	9,52	200,42	12,7	266,22	7,92	167,32	12,7	266,22	15,88	331,54	9,52	200,42		
36"	914,4	-----	-----	-----	-----	9,52	212,34	12,7	282,12	7,92	177,26	12,7	282,12	15,88	351,41	9,52	212,3		

ANSI B 36.19 Ve B 36.10 Normlarının Ölçü ve Ağırlık Tablosu

Dimensions and Weights According To ANSI B 36.19 and
B 36.10 (American Schedule Sizes)



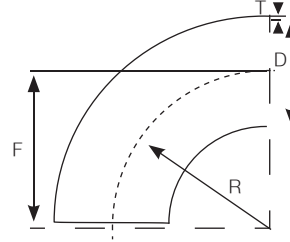
Nominal Çap (Inç) Nominal Diameter in Inches		Diş Çapı (mm) External Diameter in mm		ANSI B 36.10															
				Nominal Thickness and Weight/Mt.															
				40		60		Extra Strong		80		100		120		140		160	
mm	kg/m	mm	kg/m	mm	kg/m	mm	kg/m	mm	kg/m	mm	kg/m	mm	kg/m	mm	kg/m	mm	kg/m	Extra mm	Strong kg/m
1/8"	10,29	1,73	0,371	----	----	2,41	0,476	2,41	0,476	----	----	----	----	----	----	----	----	----	----
1/4"	13,72	2,24	0,644	----	----	3,02	0,809	3,02	0,809	----	----	----	----	----	----	----	----	----	----
3/8"	17,15	2,31	0,858	----	----	3,20	1,118	3,20	1,118	----	----	----	----	----	----	----	----	----	----
1/2"	21,34	2,77	1,26	----	----	3,73	1,62	3,73	1,62	----	----	----	----	----	4,78	1,95	7,47	2,54	----
3/4"	26,67	2,87	1,68	----	----	3,91	2,19	3,91	2,19	----	----	----	----	----	5,56	2,89	7,82	3,63	----
1"	33,40	3,38	2,50	----	----	4,55	3,22	4,55	3,23	----	----	----	----	----	6,35	4,23	9,09	5,45	----
1 1/4"	42,16	3,56	3,38	----	----	4,85	4,46	4,85	4,86	----	----	----	----	----	6,35	5,60	9,70	7,75	----
1 1/2"	48,26	3,68	4,05	----	----	5,08	5,40	5,08	5,40	----	----	----	----	----	7,14	7,23	10,16	9,54	----
2"	60,33	3,91	5,43	----	----	5,54	7,47	5,54	7,47	----	----	----	----	----	8,74	11,10	11,07	13,44	----
2 1/2"	73,03	5,16	8,62	----	----	7,01	11,40	7,01	11,40	----	----	----	----	----	9,52	14,90	14,02	20,39	----
3"	88,90	5,49	11,28	----	----	7,62	15,25	7,62	15,25	----	----	----	----	----	11,13	21,30	15,24	27,65	----
3 1/2"	101,60	5,74	13,56	----	----	8,08	18,62	8,08	18,62	----	----	----	----	----	----	----	----	----	----
4"	114,30	6,02	16,06	----	----	8,56	22,29	8,56	22,29	----	----	11,13	28,25	----	----	13,50	33,50	17,12	40,99
5"	141,30	6,55	21,76	----	----	9,52	30,92	9,52	30,92	----	----	12,70	40,20	----	----	15,90	49,00	19,05	57,37
6"	168,28	7,11	28,23	----	----	10,97	42,52	10,97	42,52	----	----	14,30	54,20	----	----	18,20	67,40	21,95	79,11
8"	219,08	8,18	42,49	10,30	53,00	12,7	64,57	12,70	64,57	15,10	75,70	18,20	90,20	20,60	100,80	23,00	111,20	22,22	107,78
10"	273,05	9,27	60,24	12,70	81,46	12,7	81,46	15,09	95,84	18,26	114,59	21,44	132,85	25,40	154,97	28,58	172,11	----	----
12"	323,85	10,31	79,71	14,27	108,97	12,7	97,36	17,48	131,81	21,44	159,67	25,40	186,70	28,58	207,87	33,32	238,60	----	----
14"	355,60	11,13	94,31	15,09	126,51	12,7	107,28	19,05	157,90	23,83	194,64	27,79	224,36	31,75	253,32	35,71	281,49	----	----
16"	406,40	12,70	123,18	16,66	160,04	12,7	123,18	21,44	203,26	26,19	245,34	30,96	286,33	36,53	332,72	40,49	364,94	----	----
18"	457,20	14,27	155,90	19,05	205,60	12,7	139,07	23,83	254,24	29,36	309,55	34,92	363,33	39,67	408,21	45,24	459,18	----	----
20"	508,00	15,09	183,14	20,62	247,79	12,7	154,97	26,19	310,91	32,54	381,20	38,10	441,06	44,45	507,63	50,01	564,24	----	----
22"	558,8	15,87	213,8	22,22	293,8	12,7	170,86	28,57	373,27	34,92	450,75	41,27	526,24	47,62	599,76	53,97	671,28	----	----
24"	609,6	17,48	254,74	24,61	354,82	12,7	186,75	30,96	441,30	38,89	546,84	46,02	639,18	52,37	719,18	59,54	800,74	----	----
26"	660,4	----	----	----	----	12,7	202,65	----	----	----	----	----	----	----	----	----	----	----	----
28"	711,2	----	----	----	----	12,7	218,54	----	----	----	----	----	----	----	----	----	----	----	----
30"	762	----	----	----	----	12,7	234,44	----	----	----	----	----	----	----	----	----	----	----	----
32"	812,8	17,48	242,17	----	----	12,7	250,33	----	----	----	----	----	----	----	----	----	----	----	----
34"	863,6	17,48	364,01	----	----	12,7	266,22	----	----	----	----	----	----	----	----	----	----	----	----
36"	914,4	19,05	420,21	----	----	12,7	282,12	----	----	----	----	----	----	----	----	----	----	----	----

Bağlantı Elemanları (Fittings)



Kaynak Ağızlı Bağlantı Elemanları ISO ve Avrupa Standartları 90° Dirsek Uzun Radyus Sch 5S, 10S, 40S, 80S, 160S

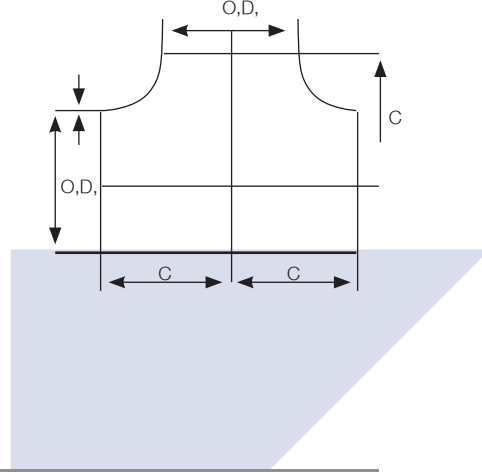
Butt Welding Fittings ISO and European Standarts 90° Elbow, Long Radius Sch 5S, 10S, 40S, 80S, 160S



Nom Pipe Size	Dii Çap Outside diameter O.D. mm	Center To Face A. mm	Schedule 5 Kalınlık Thickness T mm	S Wall Ağırlık Weights kg	Schedule 10 Kalınlık Thickness T mm	S Wall Ağırlık Weights kg	Schedule 40 Kalınlık Thickness T mm	S Wall Ağırlık Weights kg	Schedule 80 Kalınlık Thickness T mm	S Wall Ağırlık Weights kg	Schedule 160 Kalınlık Thickness T mm	S Wall Ağırlık Weights kg
1/2"	21,3	38,1	1,65	0,05	2,11	0,06	2,77	0,08	3,73	0,10	4,75	0,13
3/4"	26,7	28,6	1,65	0,06	2,11	0,07	2,87	0,09	3,91	0,11	5,54	0,16
1"	33,4	38,1	1,65	0,09	2,77	0,14	3,38	0,16	4,55	0,22	6,35	0,30
1 1/4"	42,2	47,6	1,65	0,14	2,77	0,23	3,56	0,25	4,85	0,40	6,35	0,52
1 1/2"	48,3	57,2	1,65	0,17	2,77	0,31	3,68	0,40	5,08	0,51	7,14	0,72
2"	60,3	76,2	1,65	0,29	2,77	0,51	3,91	0,71	5,54	0,91	8,71	1,42
2 1/2"	73,0	95,3	2,11	0,68	3,05	0,85	5,16	1,36	7,01	1,81	9,53	2,47
3"	88,9	114,3	2,11	0,91	3,05	1,22	5,49	2,18	7,62	2,98	11,13	4,35
3 1/2"	101,6	133,4	2,11	1,19	3,05	1,70	5,74	2,83	8,08	3,99		
4"	14,3	152,4	2,11	1,50	3,05	2,15	6,02	4,17	8,56	6,18	13,49	9,77
5"	141,3	190,5	2,77	2,95	3,40	3,63	6,55	6,86	9,53	9,58	15,88	16,01
6"	168,3	228,6	2,77	4,54	3,40	5,44	7,11	10,89	10,97	16,33	18,24	27,11
8"	219,1	304,8	2,77	7,85	3,76	10,66	8,18	21,55	12,70	33,11	23,01	58,87
10"	273,1	381,0	3,40	14,51	4,19	19,50	9,27	38,56	12,70	51,71	28,57	116,12
12"	323,9	457,2	3,96	23,13	4,57	27,22	9,53	59,42	12,70	79,38	33,32	207,74
14"	355,6	533,4	3,96	3,084	4,78	36,29	9,53	70,31	12,70	93,44	35,71	271,40
16"	406,4	609,6	4,19	45,36	4,78	47,63	9,53	91,63	12,70	122,02	40,46	402,50
18"	457,2	685,8	4,19	56,70	4,78	59,87	9,53	122,02	12,70	158,76		
20"	508,0	762,0	4,78	74,84	5,54	99,79	9,53	149,68	12,70	199,13		
24"	609,6	914,4	5,54	127,01	6,35	140,61	9,53	210,47	12,70	279,87		

ASTM A403, ANSI B16.9 Normunda Paslanmaz Kaynaklı Eşit Tee Stainless

Steel Equal Tees According To ASTM A403, TOL ANSI B 16.9



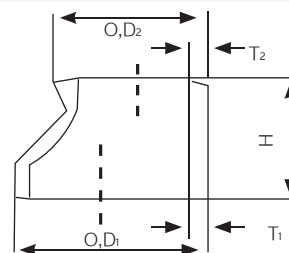
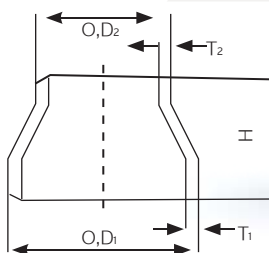
N.S.P.	DN	O.D.		C		T		Ağırlık Heavy kg
		inch	mm	inch	mm	inch	mm	
1/2"	15	0,840	21,34	1,000	25	10S 40S	2,11 2,77	0,1 0,1
3/4"	20	1,050	26,67	1,125	29	10S 40S	2,11 2,77	0,1 0,2
1"	25	1,315	33,40	1,500	38	10S 40S	2,77 3,38	0,3 0,3
1 1/4"	32	1,660	42,16	1,875	48	10S 40S	2,77 3,56	0,5 0,6
1 1/2"	40	1,900	48,3	2,250	57	10S 40S	2,77 3,68	0,7 0,9
2"	50	2,375	60,3	2,500	64	10S 40S	2,77 3,91	0,8 1,2
2 1/2"	65	2,875	73,0	3,000	76	10S 40S	3,05 5,16	1,4 2,3
3"	80	3,500	88,9	3,375	86	10S 40S	3,05 5,49	1,8 3,2
4"	100	4,500	114,3	4,125	105	10S 40S	3,05 6,02	2,6 5,1
5"	125	5,563	141,3	4,875	124	10S 40S	3,40 6,55	4,6 9,4
6"	150	6,625	168,3	5,625	143	10S 40S	3,40 7,11	6,3 16,1
8"	200	8,625	219,1	7,000	178	10S 40S	3,76 8,18	11,4 31,0
10"	250	10,750	273,0	8,500	216	10S 40S	4,19 9,27	27,1 53,1
12"	300	12,750	323,9	10,000	254	10S 40S	4,57 9,53	38,0 77,0
14"	350	14,000	355,6	11,000	279	10S std	4,78 9,53	46,0 93,0
16"	400	16,000	406,4	12,000	305	10S std	4,78 9,53	57,0 116,0
18"	450	18,000	457,2	13,500	343	10S std	4,78 9,53	73,0 147,0
20"	500	20,000	508,0	15,000	381	10S std	5,54 9,53	111,0 182,0
24"	600	24,000	609,6	17,000	432	10S std	6,35 9,53	149,0 245,0

Paslanmaz Konsantrik ve Eksantrik Redüksiyon (ASTM A403-ANSIB 16.9)



Stainless Steel Concentric and Eccentric Reducers (ASTM A403-ANSIB 16.9)

NPS	O.D1	O.D2	SCH5S		Ağırlık kg/adet	SCH5S		Ağırlık kg/adet	SCH5S		Ağırlık kg/adet	Boyu H(mm)	
			T1	T2		T1	T2		T1	T2			
3/4	3/8	26,67	17,15			2,11	1,65	0,09				3930	
3/4	1/2	26,67	21,34	1,65	1,65	0,03	2,11	2,11	0,10	2,87	2,77	0,14	3930
1	1/2	33,4	21,34	1,65	1,65	0,06	2,77	2,11	0,12	3,38	2,77	0,15	50,80
1	3/4	33,4	26,67	1,65	1,65	0,06	2,77	2,11	0,13	3,38	2,87	0,16	50,80
1 1/4	1/2	42,16	21,34	1,65	1,65	0,06	2,77	2,11	0,17	3,56	2,87	0,21	50,80
1 1/4	3/4	42,16	26,67	1,65	1,65	0,06	2,77	2,77	0,18	3,56	2,87	0,22	50,80
1 1/4	1	42,16	33,40	1,65	1,65	0,07	2,77	2,11	0,19	3,56	3,38	0,22	50,80
1 1/2	1/2	48,26	21,34	1,65	1,65	0,09	2,77	2,11	0,20	3,68	2,77	0,25	63,50
1 1/2	3/4	48,26	26,67	1,65	1,65	0,10	2,77	2,77	0,20	3,68	2,87	0,26	63,50
1 1/2	1	48,26	33,40	1,65	1,65	0,10	2,77	2,11	0,20	3,68	3,38	0,26	63,50
1 1/2	1 1/4	48,26	42,16	1,65	1,65	0,12	2,77	2,11	0,21	3,68	3,56	0,28	63,50
2	1/2	60,33	21,34	1,65	1,65	0,12	2,77	2,77	0,23	3,91	2,77	0,35	76,20
2	3/4	60,33	26,67	1,65	1,65	0,12	2,77	2,77	0,25	3,91	2,87	0,37	76,20
2	1	60,33	33,40	1,65	1,65	0,14	2,77	2,77	0,28	3,91	3,38	0,40	76,20
2	1 1/4	60,33	42,16	1,65	1,65	0,16	2,77	2,77	0,30	3,93	3,56	0,44	76,20
2	1 1/2	60,33	48,26	1,65	1,65	0,16	2,77	2,77	0,31	3,91	3,68	0,45	76,20
2 1/2"	1	76,10	33,40	2,11	1,65	0,25	3,05	2,77	0,37	5,16	3,38	0,63	88,90
2 1/2"	1 1/4	76,10	42,16	2,11	1,65	0,27	3,05	2,77	0,37	5,16	3,56	0,63	88,90
2 1/2"	1 1/2	76,10	48,26	2,11	1,65	0,28	3,05	2,77	0,44	5,16	3,68	0,77	88,90
2 1/2"	2	76,10	60,33	2,11	1,65	0,30	3,05	2,77	0,47	5,16	3,91	0,80	88,90
3	1	88,90	33,40	2,11	1,65	0,28	3,05	2,77	0,49	5,49	3,38	0,85	88,90
3	1 1/4	88,90	42,16	2,11	1,65	0,30	3,05	2,77	0,49	5,49	3,56	0,85	88,90
3	1 1/2	88,90	48,26	2,11	1,65	0,31	3,05	2,77	0,51	5,49	3,68	0,94	88,90
3	2	88,90	60,33	2,11	1,65	0,34	3,05	2,77	0,55	5,49	3,91	1,00	88,90
3	2 1/2"	88,90	76,10	2,11	2,11	0,37	3,05	3,05	0,59	5,49	5,16	1,08	88,90
4	1 1/2	88,90	48,26	2,11	1,65	0,43	3,05	2,77	0,71	6,02	3,68	1,18	101,60
4	2	114,30	60,33	2,11	1,65	0,46	3,05	2,77	0,78	6,02	3,91	1,57	101,60
4	2 1/2"	114,30	76,10	2,11	2,11	0,50	3,05	3,05	0,83	6,02	5,16	1,66	101,60
4	3	114,30	88,90	2,11	2,11	0,52	3,05	3,05	0,87	6,02	5,49	1,74	127,00
5	2	114,30	60,33	2,77	1,65	0,92	3,05	2,77	1,40	6,55	3,91	2,55	127,00
5	2 1/2"	141,30	76,10	2,77	2,11	0,96	3,40	3,05	1,42	6,55	5,16	2,65	127,00
5	3"	141,30	88,90	2,77	2,11	0,99	3,40	3,05	1,45	6,55	5,49	2,85	127,00
5	4	141,30	114,30	2,77	2,11	1,10	3,40	3,05	1,49	6,55	6,02	2,98	127,00



Flanş

Plane Welding Flange



AISI 304/W.NO1.4301 - AISI 321/W.NO1.4541 - AIS 316-316L-316 Ti/ - W.NO 1.4401-1.4404-1.4571
Special Sizes And Grades Are Request Upon

DN	d1 (mm)	Flanş d5 (mm)	D(mm)	b (mm)	k (mm)	Drilling Template		d2 (mm)
						Number	Thread	
10	14 17,2	14,5 17,7	90	14	60	4	M 12	14
15	20 21,3	20,5 21,8	95	14	65	4	M 12	14
20	25 26,9	25,5 27,4	105	16	75	4	M 12	14
25	30 33,7	30,5 34,2	115	16	85	4	M 12	14
32	38 42,4	38,5 42,9	140	16	100	4	M 16	18
40	44,5 48,3	46 48,8	150	16	110	4	M 16	18
50	57 60,3	57,5 60,8	165	18	125	4	M 16	18
65	76,1	76,6	185	18	145	4	M 16	18
80	88,9	89,4	200	20	160	4	M 16	18
100	108 114,3	108,5 114,8	220	20	180	8	M 16	18
125	133 139,7	133,5 140,2	250	22	210	8	M 16	18
150	159 168,3	159,5 168,8	285	22	240	8	M 20	23
200	216 219,1	217 220,1	340	24	295	8	M 20	23
250	267 273	268 274	395	26	350	12	M 20	23
300	318 323,9	319 324,9	445	26	400	12	M 20	23
350	355,6 368	356,6 369	505	28	460	16	M 20	23
400	406,6 419	407,4 420	565	32	515	16	M 24	27
500	508 521	509 522	670	38	620	20	M 24	27

Kaynak Boyunlu Flanşlar

Stainless Steel Welding Neck Flanges



AISI 304/W.NO1.4301 - AISI 321/W.NO1.4541 - AISI 316-316L-316 Ti/ - W.NO 1.4401-1.4404-1.4571
Special Sizes And Grades Are Request Upon

DN	d1 (mm)	Flanş D (mm)	b (mm)	k (mm)	h1 (mm)	s (mm)	h2 (mm)	Raised Face Drilling Template			
								d4 (mm)	f (mm)	Number	Thread
10	14 17,2	90	14	60	35	1,8	6	40	2	4	M 12
15	20 21,3	95	14	65	35	2	6	45	2	4	M 12
20	25 26,9	105	16	75	38	2,3	6	58	2	4	M 12
25	30 33,7	115	16	85	38	2,6	6	68	2	4	M 12
32	38 42,4	140	16	100	40	2,6	6	78	2	4	M 16
40	44,5 48,3	150	16	110	42	2,6	7	88	3	4	M 16
50	57 60,3	165	18	125	45	2,9	8	102	3	4	M 16
65	76,1	185	18	145	45	2,9	10	122	3	4	M 16
80	88,9	200	20	160	50	3,2	10	138	3	4/8	M 16
100	108 114,3	220	20	180	52	3,6	12	158	3	8	M 16
125	133 139,7	250	22	210	55	4	13	188	3	8	M 16
150	159 168,3	285	22	240	55	4,5	12	212	3	8	M 20
200	216 219,1	340	24	295	62	5,9	16	268	3	12	M 20
250	267 273	405	26	355	70	6,4	16	320	3	12	M 24
300	318 323,9	460	28	410	78	7,1	16	378	4	12	M 24
350	355,6 368	520	30	470	82	8	16	438	4	16	M 24
400	406,6 419	580	32	525	85	8	16	490	4	16	M 27
500	508 521	715	34	650	90	8	16	610	4	20	M 30

DN	Flanş D (mm)	b (mm)	k (mm)	d1 (mm)	Drilling Template	
					Number	Thread
10	90	14	60	-	4	M 12
15	95	14	65	-	4	M 12
20	105	16	75	-	4	M 12
25	115	16	85	-	4	M 12
32	140	16	100	-	4	M 16
40	150	16	110	-	4	M 16
50	165	16	125	-	4	M 16
65	185	18	145	55	4	M 16
80	200	20	160	70	8	M 16
100	220	20	180	90	8	M 16
125	250	22	210	115	8	M 16
150	285	22	240	140	8	M 20
200	340	24	295	190	12	M 20
250	405	26	355	237	12	M 20
300	460	28	410	285	12	M 24
350	520	30	470	332	16	M 24
400	580	32	525	380	16	M 27
500	715	36	620	475	20	M 30

Kör Flanş Blind Flanges

AISI 304/W.NO1.4301 - AISI 321/W.NO1.4541
AIS 316-316L-316 Ti/ - W.NO 1.4401-1.4404-1.4571
Special Sizes And Grades Are Request Upon

DN	Flanş D (mm)	b (mm)	k (mm)	d1 (mm)	Drilling Template	
					Number	Thread
80	200	20	160	70	4	M 16
200	340	24	295	190	8	M 20
250	395	26	350	237	12	M 20
300	445	26	400	285	12	M 20
350	505	26	465	332	16	M 20
400	565	26	515	380	16	M 24
500	670	28	620	475	20	M 24

Pres Baskı Döner Flanş

Pressed Loose Flanges



AISI 304/W.NO1.4301 - AISI 321/W.NO1.4541 - AIS 316-316L-316 Ti/ - W.NO 1.4401-1.4404-1.4571
Special Sizes And Grades Are Request Upon

DIN 2642 PN10

DN	d2 (mm)	k (mm)	d mm	D (mm)	b (mm)	d3 (mm)	Nbr	S (mm)	Thread
25	37	85	53	115	16,0	135	4	3	M 12
32	46	100	68	140	17,0	17,5	4	3	M 16
40	54	110	77	150	17,5	17,5	4	4	M 16
50	65	125	91	165	18,5	17,5	4	4	M 16
65	81	145	108	200	21,0	17,5	4	4	M 16
80	94	160	123	220	22,0	17,5	B	5	M 16
100	119	180	141	250	23,0	17,5	B	6	M 16
125	145	210	168	285	25,0	17,5	B	6	M 16



Yaka Pressed Collars

AISI 304/W.NO1.4301 - AISI 321/W.NO1.4541 - AIS 316-316L-316 Ti/ - W.NO 1.4401-1.4404-1.4571
Special Sizes And Grades Are Request Upon

DIN 2642 PN10

DN	d (mm)	D max	S	DN	d (mm)	D max	S (mm)
15	21,3	45	3	100	114,3	158	4
20	26,9	58	3	125	139,7	188	4
25	33,7	68	3	150	168,3	212	4
32	42,4	78	3,5	200	219,1	268	4
40	48,3	88	3,5	250	273,0	320	5
50	60,3	102	3,5	300	323,9	370	5
65	76,1	122	3,5	350	355,6	430	5
80	88,9	138	4	400	406,4	482	5

Dişli Bağlantı Elemanları

Threaded Fittings



Tek Taraflı Nipel Screwed End

Dış Çap	L (mm)	S	C
G 1/2"	40	3,20	20
G 3/4"	40	3,20	20
G 1"	40	3,20	20
G 1 1/4"	40	4,05	20
G 1 1/2"	45	4,50	25
G 2"	45	5,54	25
G 2 1/2"	45	5,00	25
G 3"	45	5,49	25
G 4"	45	5,40	25



Manşon Socket

Dış Çap Rp-DIN 2999	Malz. 1.4301/4541/4571	
	d	L (mm)
1/8"	14	17
1/4"	17,5	25
3/8"	21,3	26
1/2"	26,4	34
3/4"	31,8	36
1"	39,5	43
1 1/4"	48,3	48
1 1/2"	54,5	48
2"	66,3	56
2 1/2"	82	65
3"	95	71
4"	122	83
5"	150	92
6"	180	91



Contanlı Nipel Union Flat Seat

Dış Çap Rp-DIN 2999	Malz. 1.4401	
	L (mm)	SW
1/4"	50	30
3/8"	52	36
1/2"	62	41
3/4"	65	46
1"	71	50
1 1/4"	81	65
1 1/2"	95	75
2"	102	90
2 1/2"	121	110
3"	125	120
4"	155	155



Çift Taraflı Nipel Barrel Nipple

Dış Çap Rp-DIN 2999xR1	Malz. 1.4401	
	L (mm)	
1/8"	40	
1/4"	40	
3/8"	40	
1/2"	60	
3/4"	60	
1"	60	
1 1/4"	80	
1 1/4"	80	
2"	100	
1 1/2"	100	
3"	120	
4"	120	
5"	150	



Redüksiyon Nipel Reducing Nipple

Dış Çap R-DIN 228	Malz. 1.4301/4541/4571	
	d	L (mm)
1/4" x 1/8"	35	20
3/8" x 1/4"	35	21
3/8" x 1/8"	35	21
1/2" x 1/8"	39	26
1/2" x 1/4"	39	26
1/2" x 1/8"	39	26
3/4" x 1/2"	44	32
3/4" x 3/8"	44	32
3/4" x 1/4"	44	32
3/4" x 1/8"	44	32
1" x 3/4"	50	38
1" x 1/2"	50	38
1" x 3/8"	50	38
1 1/4" x 1"	56	46
1 1/4" x 3/4"	56	46
1 1/4" x 1/2"	56	46
1 1/2" x 1 1/4"	58	50
1 1/2" x 1"	58	50
1 1/2" x 3/4"	58	50
2" x 1 1/2"	65	65
2" x 1 1/4"	65	65
2" x 1"	65	65
2" x 3/4"	65	65
2 1/2" x 2"	74	80
2 1/2" x 1 1/2"	74	80
2 1/2" x 1 1/4"	74	80
3" x 2 1/2"	80	95
3" x 2"	80	95



Hex Nipel Hex Nipple

Dış Çap Rp-DIN 2999	Malz. 1.4301/4541/4571	
	L (mm)	SW
1/8"	22	12
1/4"	28	14
3/8"	35	19
1/2"	42	24
3/4"	47	32
1"	52	38
1 1/4"	56	46
1 1/2"	59	55
2"	66	65
2 1/2"	72	80
3"	80	95
4"	83	120



Dişli Bağlantı Elemanları

Threaded Fittings

Kaynaklı Rakor Seat Conical



Dış Çap Rp-DIN 2999	Malz.1.4401		
	d	L (mm)	SW
1/8"	10,2	37	30
3/8"	13,2	37	30
3/8"	17,2	40	36
1/2"	21,3	46	41
3/4"	26,9	48	46
1"	33,7	52	50
1/4"	42,4	60	65
1 1/2"	48,3	71	75
2"	60,3	76	90
2 1/2"	76,1	90	110
3"	88,9	90	120

Dişli Rakor Union Conical




Dış Çap Rp-DIN 2999	Malz.1.4401		
	d	L (mm)	SW
1/8"	10,2	37	30
1/4"	13,2	37	30
3/8"	17,2	40	36
1/2"	21,3	46	41
3/4"	26,9	48	46
1"	33,7	52	50
1/4"	42,4	60	65
1 1/2"	48,3	71	75
2"	60,3	76	90
2 1/2"	76,1	90	110
3"	88,9	90	120

Hex Körtapa Erkek Hexagon Plug Male



Dış Çap Rp- DIN 2999	Malz.1.4401		
	L (mm)	d (mm)	SW
1/8"	17	14	10
1/4"	21	18	13
3/8"	21	22	17
1/2"	26	26	19
3/4"	30	32	24
1"	32	39	27
1 1/4"	33	49	30
1 1/2"	33	55	30
2"	40	72	36
2 1/2"	50	75	46
3"	55	95	50

Kuyruklu Rakor Street Conical



Dış Çap Rp- DIN 2999	Malz.1.4401	
	L (mm)	SW
1/8"	37	30
1/4"	37	30
3/8"	40	36
1/2"	46	41
3/4"	48	46
1"	52	50
1/4"	60	65
1 1/2"	71	75
2"	76	90
2 1/2"	90	110
3"	90	120
4"	115	155

Hex Körtapa Dişi Hexagon Caps Female



Dış Çap Rp- DIN 2999	Malz.1.4401	
	L (mm)	SW
1/8"	15	7,5
1/4"	17	11
3/8"	18	11,5
1/2"	21	15
3/4"	21	16,5
1"	26	19
1/4"	29	21,5
1 1/2"	29	21,5
2"	33	26
2 1/2"	35	30
3"	46	33
4"	46	39

Hex Redüksiyon Hexagon Bushing



Dış Çap R-DIN 2999xRp	Malz.1.4301/4541/4571	
	L (mm)	SW
1/4" x 1/8"	18	12
3/8" x 1/4"	18	21
3/8" x 1/8"	18	21
1/2" x 3/8"	22	26
1/2" x 1/4"	22	26
1/2" x 1/8"	22	26
3/4" x 1/2"	26	30
3/4" x 3/8"	26	30
3/4" x 1/4"	26	30
1" x 3/4"	28	38
1" x 1/2"	28	38
1 1/4" x 1"	30	48
1 1/4" x 3/4"	30	48
1 1/4" x 1/2"	30	48
1 1/2" x 1 1/4"	32	55
1 1/2" x 1"	32	55
1 1/2" x 3/4"	32	55
1 1/2" x 1/2"	32	55
2" x 1 1/2"	37	65
2" x 1 1/4"	37	65
2" x 1"	37	65
2" x 3/4"	37	65
2 1/2" x 2"	40	80
3" x 2 1/1"	46	95
3" x 2"	46	95
3" x 3 1/2"	46	95
4" x 3"	51	120
4" x 2 1/2"	51	120
4" x 2"	51	120

Dişli İstavroz Crosses Equal



Dış Çap R-DIN 2999	Malz.1.4401	
	L (mm)	
3/8"	24	
1/2"	28	
3/4"	33	
1"	38	
1 1/4"	45	
1 1/2"	49	
2"	58	
2 1/2"	66	
3"	78	

Redüksiyon Dirsek 90°

Elbon Reduced 90°

Dış Çap Rp-DIN 2999xRp1	Malz.1.4401 L (mm)
-------------------------	--------------------

3/8" x 1/4"	25
1/2" x 3/8"	28
1/2" x 1/4"	28
3/4" x 1/2"	33
3/4" x 3/8"	33
1" x 3/4"	38
1" x 1/2"	38
1 1/4" x 1"	45
1 1/4" x 3/4"	45
1 1/2" x 1"	50
1 1/2" x 1"	50
2" x 1 1/2"	58
2" x 1 1/4"	58



Redüksiyon Tee

Reducer Tee

Dış Çap Rp-DIN 2999xRp1	Malz.1.4401 L (mm)
-------------------------	--------------------

3/8" x 1/4"	25
1/2" x 3/8"	28
1/2" x 1/4"	28
3/4" x 1/2"	32
3/4" x 3/8"	32
1" x 3/4"	38
1" x 1/2"	38
1 1/4" x 1"	40
1 1/4" x 3/4"	40
1 1/2" x 1"	45
1 1/2" x 1"	45
2" x 1 1/2"	52
2" x 1 1/4"	52



Dişli Dirsek 90°

Elbow 90°

Dış Çap Rp-DIN 2999	Malz.1.4401 L (mm)
---------------------	--------------------

1/8"	20
1/4"	21
3/8"	25
1/2"	28
3/4"	33
1"	38
1 1/4"	45
1 1/2"	50
2"	58
2 1/2"	74
3"	85
4"	96

Dişli Eşit Tee

Equal Tee

Dış Çap Rp-DIN 2999	Malz.1.4401 L (mm)
---------------------	--------------------

1/8"	20
1/4"	21
3/8"	25,5
1/2"	27,5
3/4"	31
1"	37
1 1/4"	44
1 1/2"	50
2"	56
2 1/2"	67
3"	81
4"	

Küresel Vana 3 Parçalı

PN 25/55 içi Dişli,
Tam Geçişli DIN 2999

Ball Valve 3 pcs Internal Thread,
Full Bore, DIN 2999



Ebatlar Rp	A	B	C	D	E
------------	---	---	---	---	---

1/4"	65,0	32,5	11,2	55	97,5
3/8"	65,0	32,5	12,6	55	97,5
1/2"	71,0	35,5	16,0	64	125,5
3/4"	85,0	42,5	20,0	67	125,5
1"	95,0	47,5	25,0	83	143,5
1 1/2"	112,0	56,0	32,0	89	143,5
1 1/2"	123,0	61,5	38,1	100	203,5
2"	140,6	70,3	50,8	108	203,5
2 1/2"	173,0	86,5	65,0	150	251,5
3"	192,0	96,0	80,0	161	251,5
4"	226,0	113,0	100,0	180	291,5

Küresel Vana 2 Parçalı

PN 25/55 içi Dişli,
Tam Geçişli DIN 2999

Ball Valve 2 pcs Internal Thread,
Full Bore, DIN 2999



Ebatlar Rp	A	B	C	D	E
------------	---	---	---	---	---

1/4"	11,2	27	54	55	97,5
3/8"	12,6	27	54	55	97,5
1/2"	16,0	34	64	64	125,5
3/4"	20,0	38	76	67	125,5
1"	25,0	44	88	83	143,5
1 1/4"	32,0	49	98	89	143,5
1 1/2"	38,1	60	120	100	203,5
2"	50,8	67	134	108	203,5

Paslanmaz Dolu Mamüller





Çubuk (Mil)

Paslanmaz çelik çubuk 3 mm'den 400 mm'ye kadar değişen çaplarda olup boyları 3 ila 6 metre arasında değişmektedir.

Tüm AISI kalitelerinde mevcut olan çubuk, ISO 9000 serisi ve En 10204/3.1.B sertifikalı olup H9, H10, H11 toleranslarındadır.

Talep edilen ölçülerde kesilerek verilebilir. Yüzeyleri taşlanmış olan soğuk çekme miller DIN671, sıcak çekme miller ise DIN1012/7527

Çap-mm	kg/mt
3	0,06
4	0,10
5	0,16
6	0,22
7	0,30
8	0,40
9	0,50
10	0,62
11	0,75
12	0,89
13	1,05
14	1,22
15	1,40
16	1,59
17	1,79
18	2,01
19	2,24

Çap-mm	kg/mt
20	2,48
21	2,73
22	3
24	3,57
25	3,88
26	4,19
28	4,86
30	5,58
32	6,35
35	7,6
38	8,95
40	9,92
45	12,56
50	15,5
55	18,76
60	22,32
65	26,2

Çap-mm	kg/mt
70	30,38
75	34,88
80	39,68
85	44,8
90	50,22
95	55,96
100	62
105	68,36
110	75,02
115	82
120	89,28
125	96,88
130	104,78
135	113
140	121,52
150	139,5
160	158,22

Çap-mm	kg/mt
165	168,8
170	179,18
180	200,88
185	212,2
190	223,82
200	248
210	273,42
220	300,08
230	327,98
240	357,12
250	387,5
260	419,12
280	486,08
285	503,6
300	558
340	716,72
400	992



Paslanmaz Çelik LAMA



Kalınlık Ebat	4	5	6	8	10	12	15
10	0,32	0,40					
15	0,48	0,60					
20	0,64	0,80	0,95	1,27			
25	0,80	0,99	1,19	1,59			
30	0,95	1,19	1,43	1,91	2,39		
35	1,11	1,39	1,67	2,23	2,78		
40	1,27	1,59	1,91	2,54	3,18	3,82	
45	1,43	1,79	2,15	2,86	3,58	4,29	
50	1,59	1,99	2,39	3,18	3,98	4,77	
60	1,91	2,39	2,86	3,82	4,77	5,72	
70	2,23	2,78	3,34	4,45	5,57	6,68	
80	2,54	3,18	3,82	5,09	6,36	7,63	
90	2,86	3,58	4,29	5,72	7,16	8,59	
100	3,18	3,98	4,77	6,36	7,95	9,54	11,93
110	3,18	4,37	5,25	7,00	8,75	10,49	13,12
120	3,50	4,77	5,72	7,63	9,54	11,45	14,31
130	3,82	5,17	6,20	8,27	10,34	12,40	15,50
140		5,57	6,68	8,90	11,13	13,36	16,70
150		5,96	7,16	9,54	11,93	14,31	17,89
160		6,36	7,73	10,18	12,72	15,26	19,08
180		7,16	8,59	11,45	14,31	17,17	21,47
200		7,95	9,54	12,72	15,90	19,08	23,85
250		9,94	11,94	15,90	19,88	23,85	29,81

Paslanmaz Çelik Kare



Ebat (sq/mm)	Ağırlık (kg/m)
6x6	0,28
8x8	0,51
10x10	0,79
12x12	1,14
14x14	1,55
16x16	2,02
18x18	2,56
20x20	3,16
22x22	3,82
25x25	4,94
30x30	7,11
35x35	9,68
40x40	12,64

Paslanmaz Çelik Altıköşe



Ebat (ws/mm)	Ağırlık (kg/m)
11	0,82
13	1,15
14	1,33
15	1,53
17	1,97
19	2,45
22	3,29
24	3,92
27	4,96
30	6,12
32	6,96
36	8,81
41	11,43

Paslanmaz Çelik Köşebent



Ebat (mm)	Ağırlık (kg/m)	Ebat (mm)	Ağırlık (kg/m)
20x20x3	0,880	40x40x5	2,970
25x25x3	1,120	50x50x3	2,284
25x25x4	1,450	50x50x4	3,014
30x30x3	1,360	50x50x5	3,770
30x30x4	1,780	50x50x6	4,470
30x30x5	2,180	60x60x6	5,420
35x35x4	2,100	70x70x7	7,380
40x40x3	1,813	80x80x8	9,660
40x40x4	2,420	100x100x10	15,000



Demirciler Sitesi 3.Yol No: 60
Zeytinburnu, İstanbul/ Türkiye
Tel: +90 (212) 679 80 70
Faks: +90 (212) 679 19 59

www.marmarapaslanmaz.com



Firma Bilgilerimizi
QR kodu telefonunuza okutup
vCard olarak ekleyebilirsiniz.